




Redwall® Wire-Free Link



WFR 100 / WFT 100

FEATURES

- 3 year battery life
- Weatherproof housings to IP66
- Up to 200m L.O.S range
- Licence free operation
- Four channel receiver
- Coded for security use
- Set-up and test mode
- Selectable lock-out timer
- Uses standard 'D' cell batteries

OPERATION

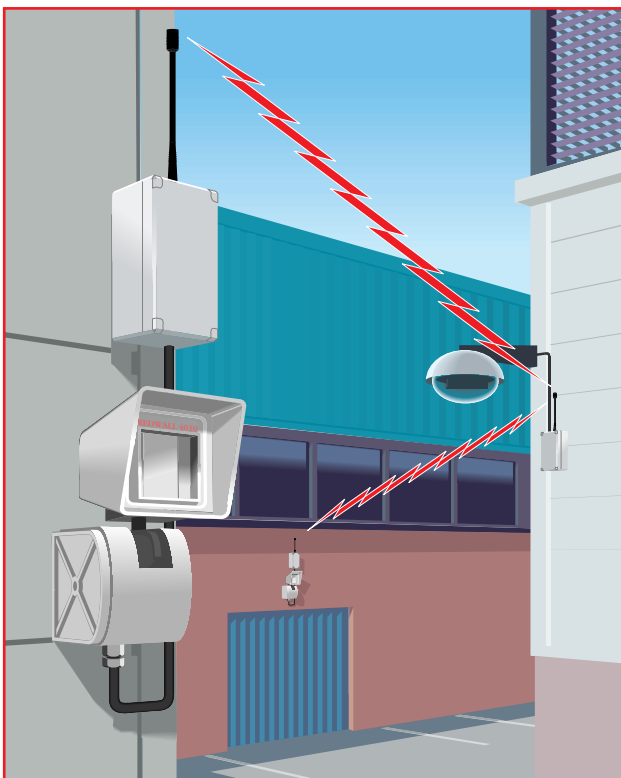
The Security Enclosures Wire-Free link is designed to transport alarm information from remote outdoor areas back to CCTV or alarm receiving devices. The link is able to operate over maximum line of sight (L.O.S) distances of 200 metres. A special test mode allows range testing to be carried out quickly and easily prior to installation.

The link is housed in fully weatherproof enclosures to IP66 and comes complete with all parts and accessories. Receivers are able to accept alarm input from up to four separate, and individually coded, Redwall Wire-free link transmitters.

Outputs from the receiver channels are all Form 'C' clean contacts and allow the link to be used to interface with any alarm or CCTV product. The receiver operates on 12 V DC and consumes 75mA, while the transmitter runs on four readily available alkaline 'D' cells. When used with Redwall wire-free detectors, transmitter batteries will operate for up to three years between battery changes.

APPLICATIONS

The wire free link is designed to transmit alarm information from detectors back to a central monitoring point. Any device with closing alarm contacts can be used with the link. Radio link applications include sending dome positioning information from a remote Redwall sensor back to a dome up to 200m away. The dome can then be programmed to automatically position itself to show the cause of the alarm. This is ideal for manned or remotely monitored systems.



Security Enclosures Limited

Unit 9, Four Seasons Crescent, Sutton, Surrey SM3 9QR, UK. Tel: +44 (0)20 8254 2222. Fax: +44 (0)20 8641 0017.

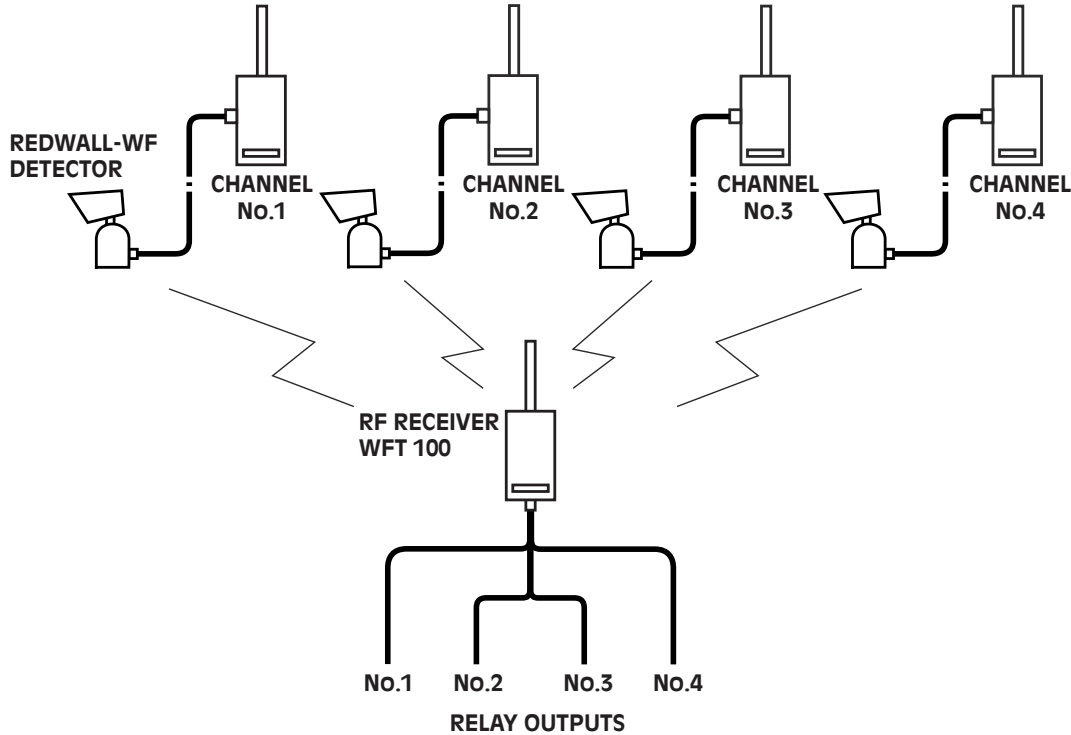
website: www.securityenclosures.com

e-mail: sales@securityenclosures.co.uk

SELF TEST

The Wire-Free link contains a special self test mode to allow installers to ensure that the units will operate at their intended positions. By positioning the transmitter at the receiver position and activating the test mode the receiver will indicate that it is in range of the transmitter via an LED. It is then a simple matter of taking the receiver to each intended transmitter position to ensure that the link will communicate an alarm. The maximum line of site range for the link is 200m.

REDWALL - WF TRANSMITTERS WFT 100



SPECIFICATIONS

	Receiver WFR 100	Transmitter WFT 100
Supply voltage	12v. nom. (11 - 15v) DC	6 Volts from internal batteries
Supply current	75mA typical	0.15mA quiescent 15mA transmit
Transmitter	n/a	F.M. MPT 1340 DTI approved. (No licence required)
Receiver type	F.M. Superhet. MPT 1340 DTI approval	n/a
Indicators	5 LEDs (supply 'on' plus 4 channel alarm LED)	n/a
Relays	4	n/a
Relay contacts	Form 'C' changeover voltage-free	n/a
Contact ratings	1 Amp. Max. (Non-inductive) 0.25 Amp. Inductive. 30 Volt Max. DC	n/a
Batteries	n/a	4 x 'D' size alkaline cells DURACELL MN 1300
Battery life	n/a	3-5 years dependent on daytime activity.
Recommended replacement time	n/a	3 years 1 min. lockout, 2 years 10 sec. lockout
Housing	ABS sealed to IP66	ABS sealed to IP66
Temperature	-10 deg. - +50 deg. C. (18 - 130 deg. F)	-10 deg. - +50 deg C. (18 - 130 deg. F)



..... quality external detection.



IMPORTANT: The REDWALL-WF system is NOT TAMPER PROTECTED. It is not a burglar/theft prevention device and no responsibility will be accepted for any losses, damage or personal injuries should they occur. Installers should not rely on this equipment for primary protection.